



Create Your  
**Perfect  
Home**

# Luxury at Home

conservatories, orangeries,  
replacement roofs & extensions





Our range of products  
**transform your home**  
by letting in light and  
adding space.

From conservatories and orangeries to roofs and extensions, we can help you to make your perfect home. Our products are designed and tested to the highest standards, meaning they are resilient against all kinds of weather and temperatures, and remain in good condition for a very long time. We offer nothing but the best.

**Tried, Tested and Trusted.**

Conservatories ..... **4 – 5**

Orangeries ..... **6 – 7**

Replacement roofs ..... **8 – 9**

Extensions ..... **10 – 13**

Small details ..... **14 – 15**



Create Your  
**Perfect  
Home**







Your standard conservatory can be given an 'orangery' feel with the LivinRoom pelmet internally. It is a variable depth insulated perimeter ceiling, giving you an orangery experience at a value price point.

## Why not

1. Enjoy the light from a conservatory with the feel of an extension - providing greater overall value and the best of all worlds.
2. Live more comfortably with improved thermal efficiency when compared to a standard conservatory (additional insulation quilt can be added by your retailer for enhanced comfort).
3. Experience a real room/living room with more styling and furnishing options and the perimeter ceiling is perfect for down lighters or spotlights.

# Conservatories

Choosing the style of your conservatory is an important decision and one you should consider carefully....

There's a range of options, each offering their own benefits. It's worth taking the time to consider what best suits your home – not just in terms of complementing the style, but which will use your new space in the way you envision.

A traditional conservatory could be for you, depending on the architectural style and period of your home. Whether in aluminium or PVC, the classic feature adds light and character in your home. You'll wonder how you ever lived without it.

The ability to open up virtually whole elevations of a conservatory through the use of bi-folding doors or large in-line sliders gives a whole new edge to your property. You can also combine with differing elements like full height walls for the ultimate in modern design.

**The Classic roof is so configurable that your preferred retailer will be able to create a design to suit your home.**



### GEORGIAN

Sometimes also known as an Edwardian. A flat-fronted style that offers excellent use of floor space due to a square or rectangular internal shape.



### GABLE

A high roof slope and the same floor space as a Georgian. The front panel of the roof remains upright rather than sloping back to the centre as on a Georgian.



### VICTORIAN

Its distinguishing architectural feature, a bay front, with either an angled (3 bay) or slightly curved (5 bay) front, combined with a steeply pitched roof and ornate ridge



### LEAN-TO

Ideal for properties with limited space under the eaves or an awkward area in which to fit a conservatory. A lean-to offers a variable pitch to suit your home.



### P or T SHAPE

The P & T shapes take their name from the plan view of each design. Ideal for larger conservatories, a P-shape can combine for example a lean-to and a Georgian. The styles are better suited to larger properties.





## LivinLIGHT

With **LivinLIGHT** from Ultraframe there is no restriction to the style of light that can be fitted in your conservatory. **LivinLIGHT** adds an insulated electrical housing system to the centre ridge under-cladding of a glazed roof (or where the roof meets the house wall on a Leanto style conservatory). This wider platform enables you to install a wider selection of lighting than normal giving your conservatory a more 'roomlike' feel.

Furthermore, **LivinLIGHT** insulates the ridge area, helping your room to remain warmer in winter and you get to choose from the widest range of lights on the market and decorate your **LivinLIGHT** in a colour to suit your home.



Why not embellish your conservatory with the unique Cornice – flat or curved – for a smoother finish?







# Orangeries

Orangeries feature a 'lantern' glazed roof on a perimeter 'deck' supported by pillars or columns.

Inside, an orangery gives you all the light of a conservatory, but with added height and space; its pillars give it a grandeur and privacy that feels more substantial, more like a proper home extension.






The **UltraSky** system takes the orangery to a new level. The **UltraSky** is slim and elegant, allowing the maximum amount of light.

## The UltraSky Orangery System

Lighter and brighter, the **UltraSky** Orangery System delivers in terms of 'wow' factor. Rather than sitting on a 'deck' or flat roof, the **UltraSky** Orangery uses the maximum roof space for glazing. Combined with its slim bars and ridge, a lot more light enters compared to a traditional orangery.

The **UltraSky** orangery system features a full glass roof, with a cornice externally and the plastered pelmet system internally. The insulating pelmet allows you to enjoy the light from a conservatory with the feel of an extension - providing greater overall value and the best of all worlds. It also improves thermal efficiency when compared to a standard conservatory.



 <p>Loggia      Traditional</p> <p><b>GEORGIAN</b></p> <p>A flat-fronted style that offers excellent use of floor space due to a square or rectangular internal shape.</p>	 <p>Loggia      Traditional</p> <p><b>GABLE</b></p> <p>A high roof slope and the same floor space as a Georgian. The front panel of the roof remains upright rather than sloping back to the centre as on a Georgian.</p>	 <p>Loggia      Traditional</p> <p><b>LEAN-TO</b></p> <p>Ideal for properties with limited space under the eaves or an awkward area in which to fit a conservatory. A lean-to offers a variable pitch to match your home.</p>	 <p>Loggia      Traditional</p> <p><b>T-SHAPE</b></p> <p>The P &amp; T shapes take their name from the plan view of each design. Ideal for larger conservatories, a P-shape can combine for example a lean-to and a Victorian. The styles are better suited to larger properties.</p>	 <p>Parapet Orangery      Fascia Orangery</p> <p><b>UltraSKY</b></p> <p>A traditionally built Orangery featuring the <b>UltraSKY</b> roof lantern. It reduces the need for a chunky roof ridge and maximises the amount of glass that allows light to flood into your room.</p>
---	--	--	---	--





### The UltraSky lantern roof & deck

The UltraSky lantern rooflight is designed to perfectly complement your property's style and is easily installed on a new-build extension, traditional orangery or existing flat roof to bring light and space into your home.

The thermally efficient glazing reducing heat loss and intrusive noise, your room stays warm and cosy. And the addition of a roof vent – available in selected sizes with manual or automatic openers, or an automatic opener with rain and temperature control – keeps it feeling comfortable all year round. Choose a stylish white PVC finish to match modern window frames, or add an extra touch of elegance with aluminium, available in white, anthracite grey or satin black as standard.



Why not embellish your conservatory with the unique Cornice – flat or curved – for a smoother finish?





## LivinROOF

All **LivinROOF** designs come complete with the **LivinRoom** perimeter ceiling system as standard, not only providing the perfect place for spotlights and speakers, but it gives the effect of lifting the vaulted ceiling, giving a light airy feel to the new room.

Externally the **LivinROOF** is finished in urban grey to complement virtually any house style and give a contemporary look. Cornice can be stylishly incorporated - hiding the guttering and giving your conservatory a modern, aesthetically pleasing feature.



LivinRoof features black PVC gutter as standard – but you can upgrade to cornice to create a subtle difference





# Replacement roofs

Upgrade from polycarbonate to glass, high performance glass or why not consider a solid roof as a replacement?






Whether you've bought a home with an existing conservatory or require a change to your current setup, there are a number of options for replacing your roof.

We have a way that helps you get the best of all worlds.

**LivinROOF** is the first roofing system designed to give you the flexibility to choose a full solid roof or combine solid and glazed roof seamlessly. It can be formed into virtually any shape or roof style. Glazing panels can be inserted just about anywhere to help you maximise the use of natural light and give you a truly bespoke design.

The **LivinROOF** is quick to install, meaning minimal disruption to your home and lifestyle compared to other solid roofs on the market. Building Regulations state changing a glazed roof to one that is not substantially glazed will require official permission.



 <p>Loggia      Traditional</p> <p><b>GEORGIAN</b></p> <p>A flat-fronted style that offers excellent use of floor space due to a square or rectangular internal shape.</p>	 <p>Loggia      Traditional</p> <p><b>GABLE</b></p> <p>A high roof slope and the same floor space as a Georgian. The front panel of the roof remains upright rather than sloping back to the centre as on a Georgian.</p>	 <p>Loggia      Traditional</p> <p><b>LEAN-TO</b></p> <p>Ideal for properties with limited space under the eaves or an awkward area in which to fit a conservatory. A lean-to offers a variable pitch to match your home.</p>	 <p>Loggia      Traditional</p> <p><b>T-SHAPE</b></p> <p>The P &amp; T shapes take their name from the plan view of each design. Ideal for larger conservatories, a P-shape can combine for example a lean-to and a Victorian. The styles are better suited to larger properties.</p>	 <p>Parapet Orangery      Fascia Orangery</p> <p><b>UltraSKY</b></p> <p>A traditionally built Orangery featuring the <b>UltraSKY</b> roof lantern. It reduces the need for a chunky roof ridge and maximises the amount of glass that allows light to flood into your room.</p>
---	--	--	---	--



**Quoted** in advance.  
**Approved** in advance.  
**Manufactured** in advance.







# Extensions

Whatever your reasons for wanting additional space, a home extension brings all sorts of benefits.

Whether you want extra room to spread out and relax after a hard day's work, a play area for the kids, or just some extra space to your home, an extension can transform your living space.

Often extensions are written off as obstructive, requiring lots of hassle with frustrating amounts of red tape and escalating costs, without even taking into account the mess and disruption caused. With **ExtensionsPlus**, this can all be avoided – using a different and more advanced approach, you can save yourself money, time, and rising stress levels.

Putting together your perfect extension starts with your local SevenDay retailer. They'll ask all the right questions to find out what you want from your extra space, make suggestions and discuss all the options with you.



The **ExtensionsPlus** collection are all **Building Regulation Compliant** and the doors into the existing property can be removed. Your retailer will take care of 'red tape'.



**Mottam Plus**

An orangery-style glass roofed extension offering a true feeling of light and space, using at least eight Loggia Super Insulated columns and our LivinROOM pelmet.









**Harlington Plus**

Our most versatile extension with a wide range of shapes possible using Loggia Super Insulated columns and the fantastic LivinROOF.



**Tatton Plus**

Our ultimate extension with the RealROOF offering a spacious, vaulted ceiling on the inside and a tiled or slate finish outside to perfectly match your home.

 <p><b>GLAZED ROOF – MOTTAM</b></p> <p>Double hipped with box gutter</p> <p><b>NOT permitted:</b> Georgian/Gable designs</p>	<div>    </div> <p><b>LIVINROOF – HARLINGTON</b></p> <p>Georgian      Double hipped with box gutter      Hipped Lean-to</p> <p><b>Not permitted:</b> Gable designs</p>	<div>   </div> <p><b>REALROOF – TATTON</b></p> <p>Georgian      Lean-to</p> <p><b>Not permitted:</b> Gable designs</p>
---	--	--



# No Building Regulations to worry about means **faster completion\***.



**Here's a puzzle:** what's the difference between a conservatory and an extension?

The heart of **ExtensionsPlus** is the ingenious Loggia engineered columns. They not only give your building inner strength and solidity, but are constructed around a superinsulated core.

Essentially, it comes down to whether it has to have doors separating it from the rest of the house and that's all to do with being well-insulated. If a structure has a sufficient 'u-value' - which measures thermal efficiency - to meet the current Building Regulations\*, it can be classed as a domestic extension with no need for internal doors giving you a beautiful, practical living space that really feels part of your home.

**ExtensionsPlus** Loggia engineered columns are five times more thermally efficient than a similar sized brick column - and means your extension will meet Building Regulations.

Depending on the look you choose, Loggia columns can be wide or narrow and can be clad in brick or an aluminium finish to complement or contrast your property. For aluminium clad columns you can choose from a simple smooth cladding infill or select the elegant fluted infill, as well as options from a stunning and distinctive colour pallet of Classic White, Chartwell Green, Anthracite Grey or Cream. Bespoke colours can be considered too.



**\*This fast-track pre-approved methodology only applies in England & Wales. The traditional compliance route is followed in Scotland & N. Ireland.**





### Manufactured in advance

Anyone that tells you there's always mess with building work has never seen **ExtensionsPlus**. Piece by piece, each component part of your project is crafted in our factory, assembled as far as possible and then delivered to your home ready to be installed.

Why? It means we can make sure every part of your extension is up to our extremely high quality standards, and your extension can be constructed more quickly.

As well as meaning there's a lot less mess and disruption for you to put up with and not only will you have a beautiful new extension – including plastering, electrics lighting and even flooring – in a fraction of the time it takes to build a traditional one, it's fully guaranteed for 10 years too.

It's yet another reason **ExtensionsPlus** is the most advanced home extension system available.



### ExtensionsPlus pre-approved

**ExtensionsPlus** system components such as the Loggia columns and different roofing types have been designed and pre-approved to meet the regulations\*. So you know in advance that your extension is fully approved, with none of the usual waiting around for your local council to approve\*.





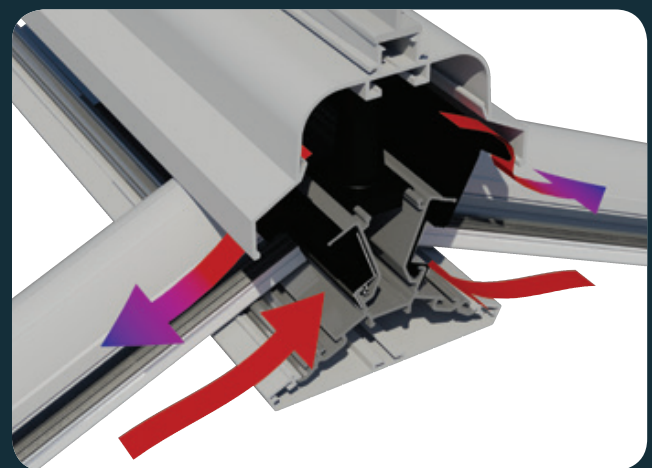
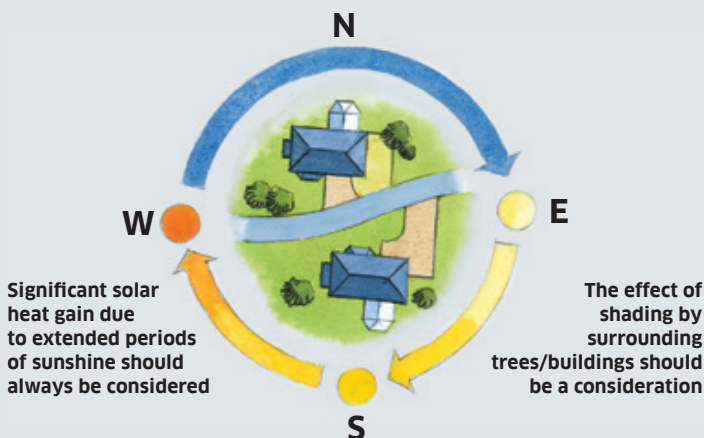
# The importance of **Small details**

There are a variety of options to customise the exterior and interior of your new space. Here we explore just some of the ways you can add your own, unique finishing touches to the final design.

## Climate Control

It's vital to the maintenance of a comfortable environment - ventilation is often overlooked by some manufacturers, but Ultraframe's roof systems take care of it.

The type of ventilation needed is specific to each conservatory, based on many considerations such as size, shape and most importantly, aspect in relation to the sun. South facing conservatories need to take into account the direct sunlight they receive in summer, whilst north-facing sites need to consider heating options for the colder months of the year. Other factors to consider include overshadowing of the conservatory from obstacles such as trees and buildings and the severity of wind and snow in your area.




## Ventilation

### Trickle ventilation system in the ridge & lean to wall plate

As warm air rises, we have developed a ventilation system to allow this air to escape via the roof, minimising the possibility for condensation to form.





## Polycarbonate

Polycarbonate roof glazing is a lower cost alternative to glass but still provides excellent thermal properties and aesthetics.

Polycarbonate is available in a range of colours, thicknesses and specifications:

- Clear
- Bronze
- Opal
- Bronze/Opal
- Solar Control


## Opening Roof Vents

Better than a window, a roof vent is a fast and effective way of allowing warm air to leave your conservatory. Ultraframe roof vents are supplied with either manual or electric openers. If you opt for electric openers then thermostats and rain sensors will allow for automatic opening and closing.



Rain sensor and thermostat

Pole operated screw jack mechanism



## CONSERVAGLASS

When designing a conservatory, choosing the right specification of roof glass is crucial to your enjoyment and comfort. To enable a conservatory to be used all year round, a glazing material must be selected that deflects heat from the sun in the Summer and retains the warmth from heating appliances in the Winter. Also needed is a material that allows maximum light into your home.

**Keeps Heat Out in Summer**



**Retains Warmth in Winter**



**Reduces Fabric Fading**



**Tinted**



**Toughened**



**True Self Cleaning**



- Our sealed units offer a range of performance attributes - perfect for roofs
- All roof units are toughened safety glass; 4mm glass - 16 mm Argon filled cavity - 4 mm glass with black warm edge spacer as standard.
- All roof units are manufactured in specialist roof glass factories and are guaranteed for 10 years.
- All specifications are true 'self cleaning' and offer a range of solar control properties.



Create Your  
**Perfect  
Home**

